

WE VALUE



YOUR HOME



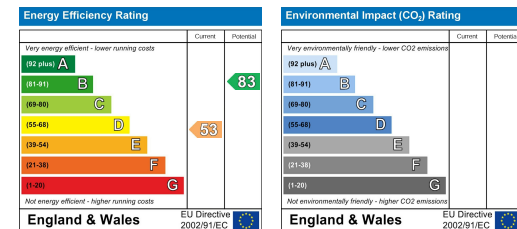
Waterloo Close, Cholsey
Offers Over £165,000



Located within a cul-de-sac just on the outskirts of Cholsey Village, this well-presented, upper floor apartment benefits from a dual aspect lounge/diner, double bedroom, communal gardens and allocated parking. With countryside walks on your doorstep, the village train station and shops just a short distance away and historic Wallingford town a short car journey or cycle ride, this property is ideal for those who enjoy a semi-rural setting but with the bustle of towns and cities within easy reach.

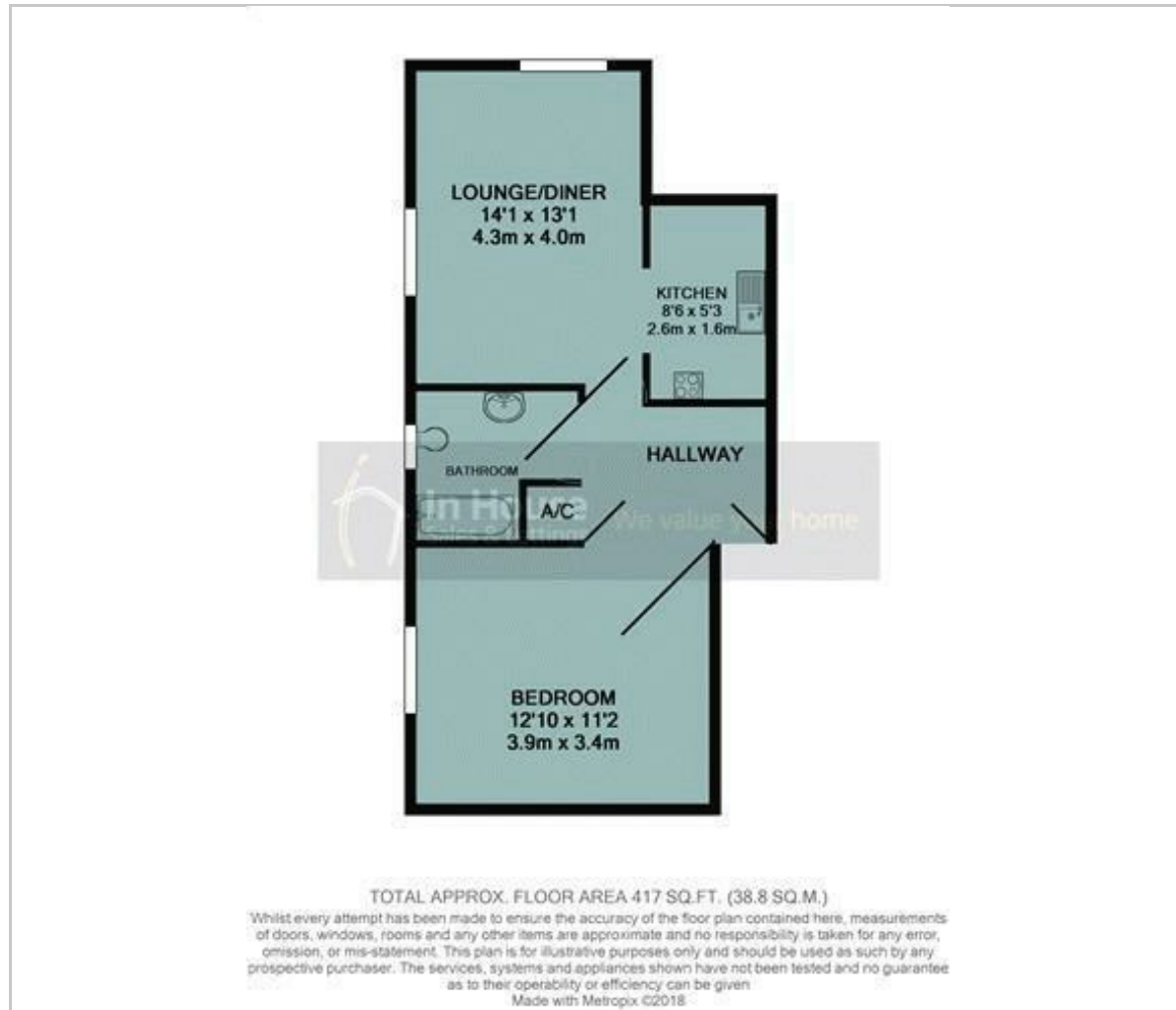


- WELL-PRESENTED THROUGHOUT
- INTEGRAL APPLIANCES
- ALLOCATED PARKING
- DOUBLE BEDROOM
- LOUNGE/DINER
- COMMUNAL GARDENS
- SURROUNDED BY PICTURESQUE COUNTRYSIDE
- TRAIN STATION NEARBY WITH GREAT LINKS TO OXFORD, READING & LONDON

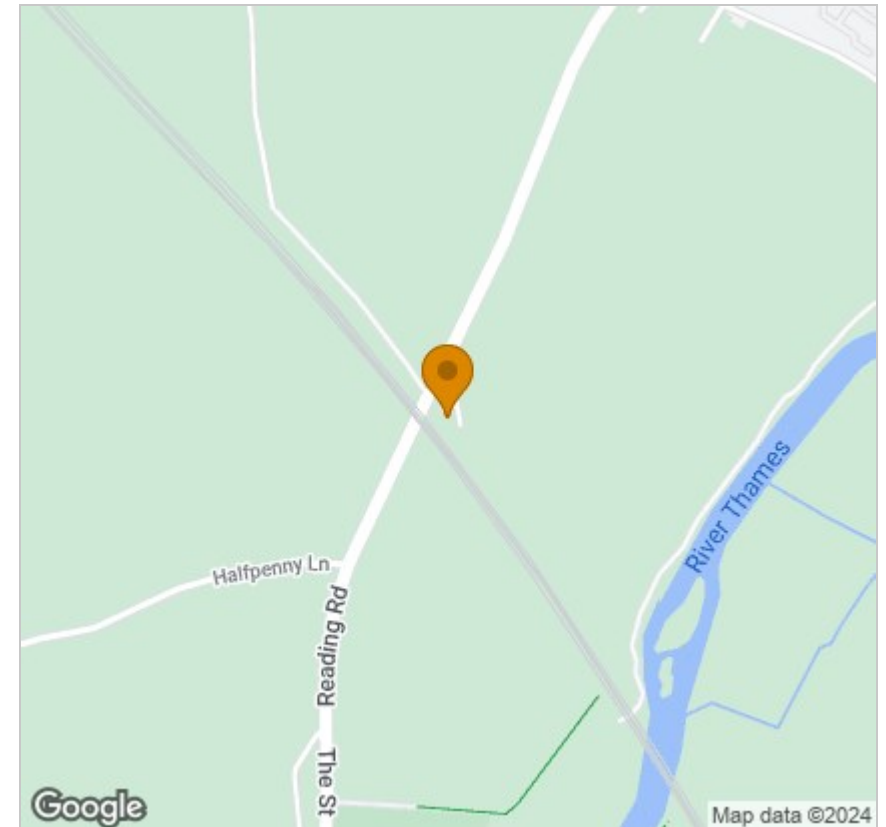


Energy Efficiency Graph

Floor Plan



Area Map



Viewing

Please contact our In House Sales & Lettings Office on 01491 839999 opt.1 if you wish to arrange a viewing appointment for this property or require further information.

These particulars, whilst believed to be accurate are set out as a general outline only for guidance and do not constitute any part of an offer or contract. Intending purchasers should not rely on them as statements of representation of fact, but must satisfy themselves by inspection or otherwise as to their accuracy. No person in this firm's employment has the authority to make or give any representation or warranty in respect of the property.

28 St Martins Street, Wallingford, Oxfordshire, OX10 0AL
Tel: 01491 839999 opt.1 Email: sales@inhouseestateagents.co.uk www.inhouseestateagents.co.uk