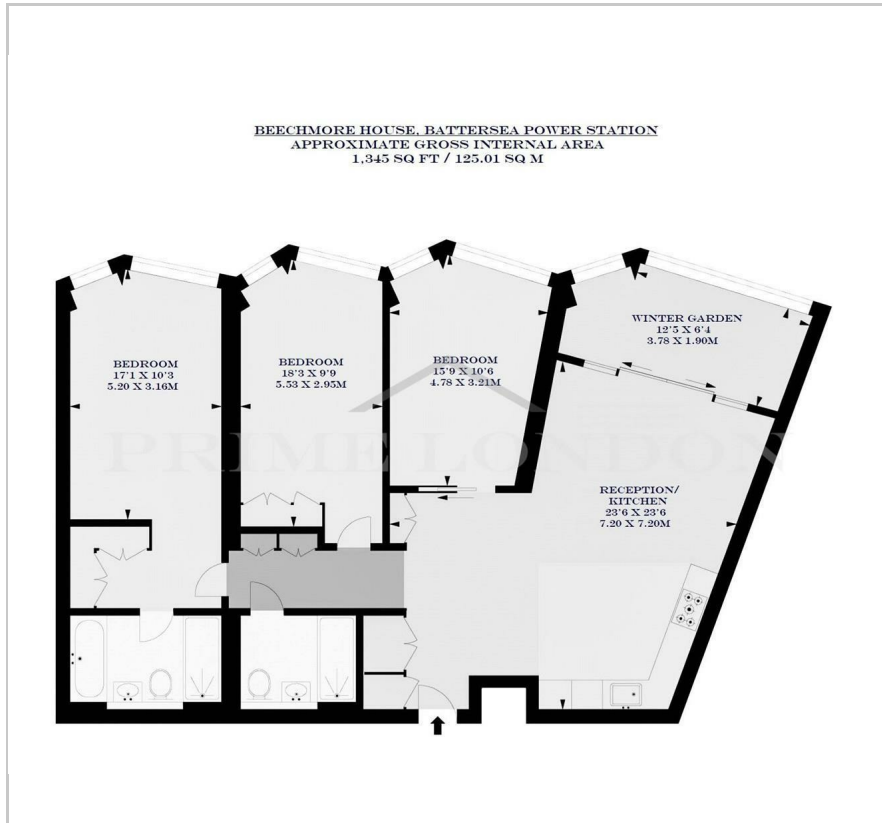


Beechmore House

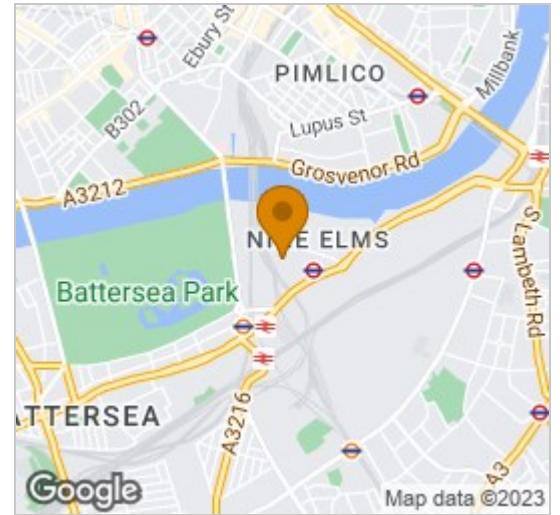
Battersea Power Station, SW11 8EZ

Asking Price £2,400,000

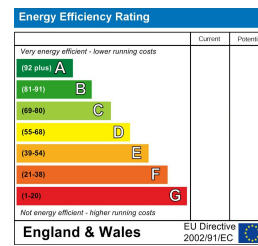
Floor Plan



Area Map



Energy Efficiency Graph



Viewing

Please contact our on 0207 928 6663 if you wish to arrange a viewing appointment for this property or require further information.

- Stunning three bedroom ▪ 1,345 sq ft / 125.01 sq m apartment
- High floor with iconic views ▪ Large winter garden
- New Northern Line tube ▪ 24 hour concierge station



This brand new 1,345 sq ft / 125.01 sq m three bedroom three bathroom apartment, set in stunning position within the highly desirable Battersea Power Station development (next to the River Thames, Battersea Park and new Battersea Power Station Northern Line station), is available for chain free sale through Prime London.

Finished to an incredibly high standard throughout, this apartment comprises of open-plan fully equipped and integrated kitchen and reception room leading to a substantial private winter garden and balcony overlooking the Power Station. The property further comprises three well-proportioned double bedrooms with built in wardrobes and dressing area, and two family bathrooms, one of which are en suite. The property also benefits from having wooden flooring throughout and comfort cooling.

Resident facilities include a first-class 24-hour concierge, on-site gym, spa, cinema, games room, meeting room and a 250-square-meter roof garden designed by New York landscape firm James Corner Field Operations. The Skyline section of the Battersea Power Station development is designed as an undulating volume containing shops, a medical centre, and the hotel – which will be operated by boutique brand Art'otel. Art'otel also plans to create an elevated bar and restaurant offering panoramic views of the city skyline, as well as a public art gallery accompanied by a lounge and cafe.

The Battersea Power Station is a vibrant new destination for London, creating a new community of homes, shops, cafes, offices, leisure, and cultural venues, with over 19 acres of public space. The brand-new Zone 1 Tube station, meanwhile, will provide excellent connectivity to the rest of London, with Waterloo (7 minutes), London Bridge (10 minutes), Bank (12 minutes), and King's Cross (20 minutes) all within easy reach.



These particulars, whilst believed to be accurate are set out as a general outline only for guidance and do not constitute any part of an offer or contract. Intending purchasers should not rely on them as statements of representation of fact, but must satisfy themselves by inspection or otherwise as to their accuracy. No person in this firm's employment has the authority to make or give any representation or warranty in respect of the property.