



Tofts Close, Low Worsall, Yarm, TS15 9QA

EXTENDED DETACHED HOUSE tucked away on a lovely sized plot, in a corner position of a cul de sac within the desirable village of Low Worsall, surrounded by farmland and countryside with views over to the Cleveland Hills. The peaceful village of Low Worsall offers a village green, pub/restaurant, village hall, and lies on the outskirts of the cobbled High Street of Yarm, offering an array of thriving independent shops, cafe's and restaurants and is just a few minutes drive to highly regarded schooling.

This is an excellent opportunity for a new owner to put their own touches to and enhance this substantial property which offers flexible family living with a spacious feel throughout. The property is approached via a long block paved driveway which leads to the double garage and to the property entrance. The accommodation to the ground floor comprises entrance hall, cloakroom/wc, a generous lounge with large patio doors overlooking the rear garden, dining room, good sized kitchen/breakfast room, and utility with access door to the rear. Located on the first floor are four double bedrooms and a bathroom/wc.

Gardens to the front, side and rear are mainly laid to lawn with established shrubs, trees and planting which wrap around the property and provide a fantastic outdoor space for a growing family. Off road parking for several vehicles is available on the long driveway in addition to the double garage.

Offers Over £500,000



Tofts Close, Low Worsall, Yarm, TS15 9QA

ENTRANCE HALL

CLOAKROOM/WC

LOUNGE

DINING ROOM

15'2" x 8'6" (4.62 x 2.59)

KITCHEN/BREAKFAST ROOM

13'10" x 11'7" (4.22 x 3.53)

UTILITY

9'10" x 7'9" (3.00 x 2.36)

FIRST FLOOR LANDING

BEDROOM ONE

14'2" x 11'6" (4.32 x 3.51 (4.31 x 3.50))

With built in wardrobes.

BEDROOM TWO

10'8" x 10'6" (3.25 x 3.20)

With built in wardrobes.

BEDROOM THREE

10'8" x 10'6" (3.25 x 3.20)

With built in wardrobes.

BEDROOM FOUR

11'6" x 8'7" (3.51 x 2.62 (3.50 x 2.61))

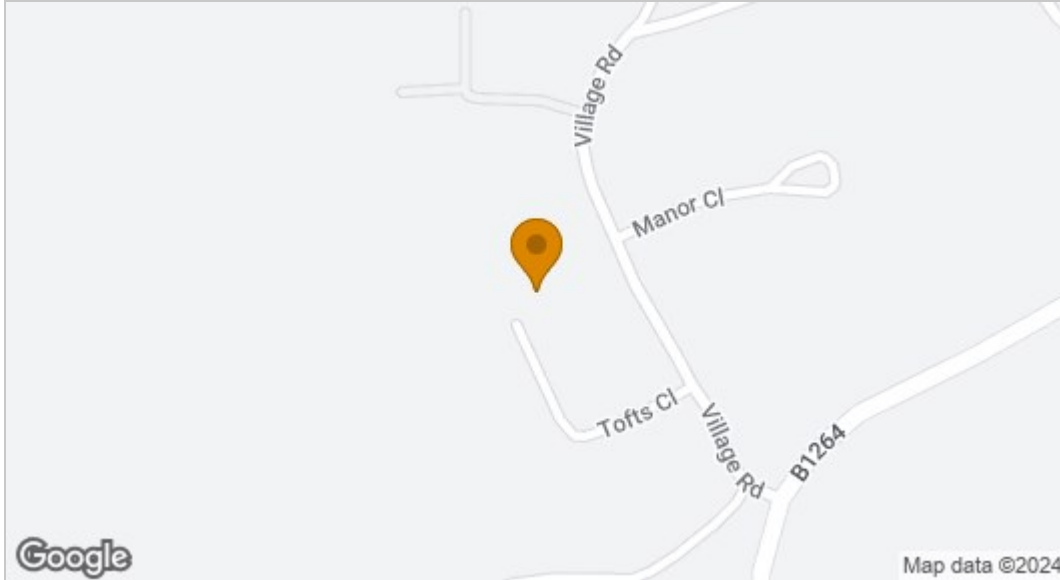
BATHROOM

7'6" x 7'6" (2.29 x 2.29)

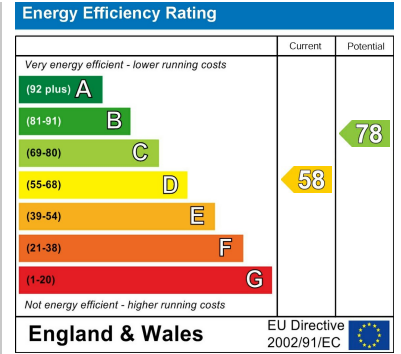




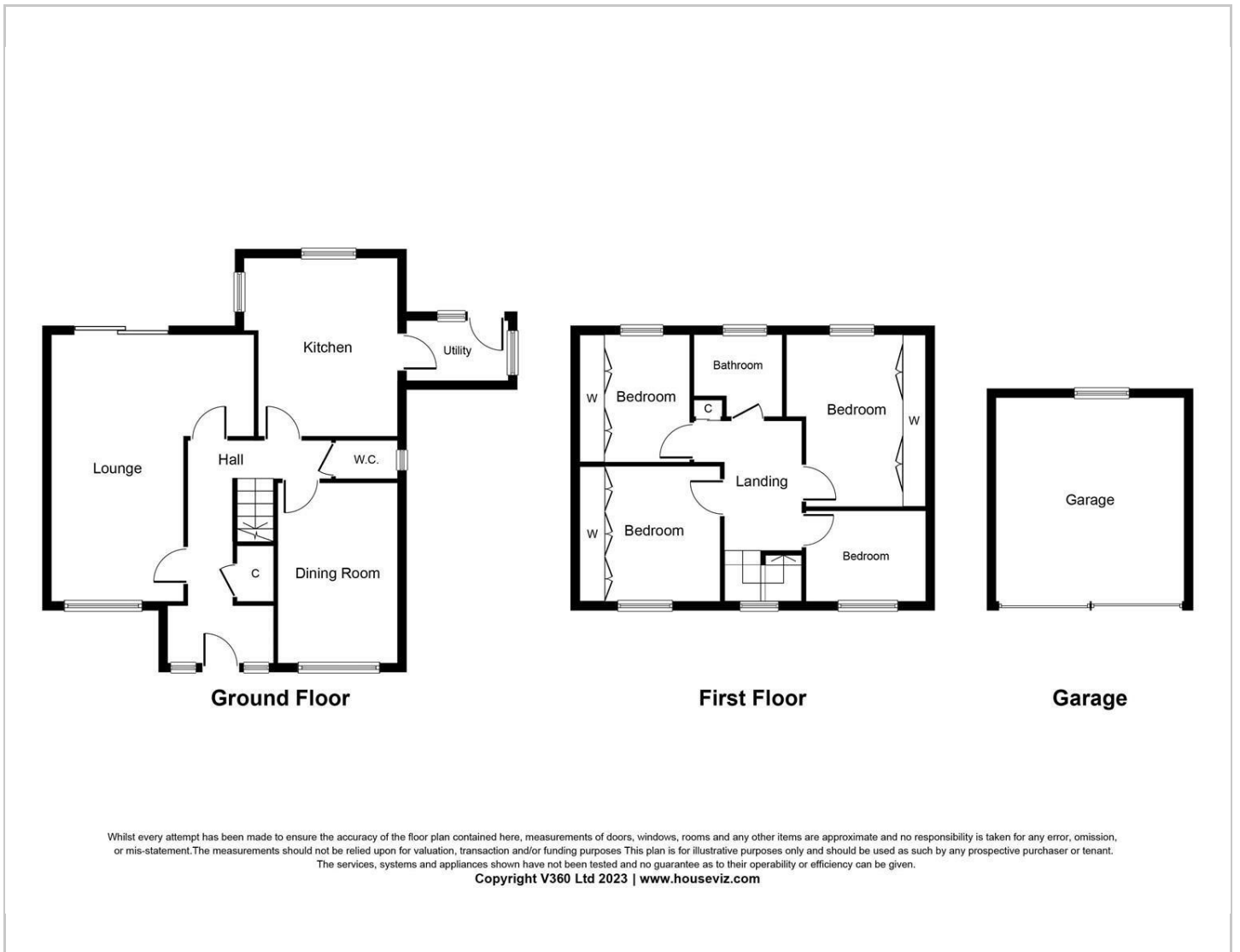
Map



EPC graph



Floor Plan



VIEWING

Please contact us on 01642 248248 if you wish to arrange a viewing or would like more information.

These particulars, whilst believed to be accurate are set out as a general outline only for guidance and do not constitute any part of an offer or contract. Intending purchasers should not rely on them as statements of representation of fact, but must satisfy themselves by inspection or otherwise as to their accuracy. No person in this firm's employment has the authority to make or give any representation or warranty in respect of the property.

101 High Street, Yarm, TS15 9BB

Tel: 01642 248248 Email: yarm@gowlandwhite.co.uk <https://www.gowlandwhite.co.uk/>