



## 4 Hadrian Close

Lydney, Gloucestershire, GL15 5QT

£400,000



**\*\*QUIET CUL-DE-SAC IN A MUCH SOUGHT AFTER LOCATION\*\* South Facing Rear Garden\*\* This Delightful Four Bedroom Detached House comprising of: Large Breakfast Kitchen and Dining Room, Lounge, Downstairs WC, Master Bedroom with Ensuite Shower Room, Family Bathroom, Three Further Bedrooms (Three of the bedrooms have Built-In Wardrobes). Off Road Parking, Integral Garage with Power & Lighting, Secluded Enclosed Rear Garden.**

Lydney is very well placed with easy commuting distance via M4, M5 and A40, also within walking distance of Lydney Train Station & all main facilities which include Primary and Secondary Schools, Local Shops and Supermarkets, Banks, Restaurants and Public Houses, Sports Centre, Doctors Surgeries, Hospital and Golf Course.



#### Entrance Porch:

Outside light, door to:

#### Entrance Hallway:

A spacious and welcoming entrance hall having beautiful Italian Porcelain tiled floor. Under-stairs storage, recessed ceiling spotlights, smoke alarm, radiator, stairs to first floor, doors to integral garage, lounge, WC and kitchen.

#### Lounge:

16'11" x 10'5" (5.16m x 3.2m)

Box bay window to front aspect, feature fireplace with coal effect gas fire, recessed ceiling lights, radiator, power points, door to entrance hall.

#### Breakfast Kitchen & Dining Room:

25'3" x 11'10" (7.72m x 3.63m)

A spacious room with Italian ceramic tiled floor, a range of newly fitted, matching wall, base and drawer units, larder cupboard, recess for a large American fridge/freezer, integrated dishwasher and washing machine, single bowl sink and drainer, ample work surfaces, two windows to rear aspect, power points, ceiling lighting, door to rear garden and patio.

#### Cloakroom:

5'6" x 2'5" (1.68m x 0.76m)

Italian Porcelain tiled floor, vanity unit with wash basin and storage under, extractor fan, ceiling light, WC, chrome ladder radiator.

#### First Floor Landing:

Fitted carpet, recessed ceiling spot light, smoke alarm, loft access. Doors to bedrooms one, two, three, four and bathroom.

#### Bedroom One:

12'4" x 10'2" (3.78m x 3.1m)

Two double built-in wardrobes, box bay window to front aspect, fitted carpet, TV point, power points, radiator, ceiling light.

#### En-Suite:

6'3" x 4'5" (1.93m x 1.37m)

Newly fitted out shower cubicle with glazed shower door, vanity unit with wash basin and storage under, tiled splash-backs, bathroom mirror, Italian Porcelain tiled floor, window to front aspect, ceiling light, radiator, extractor fan.

#### Bedroom Two:

12'0" x 9'6" (3.66m x 2.92m)

Window to rear with lovely far reaching views, double built-in wardrobe, fitted carpet, power points, radiator, ceiling light.

#### Bedroom Three:

10'2" x 8'2" (3.1m x 2.49m)

Double built-in wardrobe, window to front aspect, fitted carpet, power points, ceiling light, radiator, recess with TV point, light.



### Bedroom Four:

9'4" x 8'0" (2.87m x 2.46m)

Fitted carpet, window to rear aspect with lovely views, double built-in wardrobe, ceiling light, power points, telephone point, radiator.

### Bathroom:

8'9" x 6'3" (2.69m x 1.93m)

An attractive and spacious bathroom having shower cubicle, bath with shower attachment, tiled splash-backs, Italian Porcelain tiled floor, bathroom mirror, shaver point, ceiling lighting, window to rear, WC.

### Garage:

7'8" x 16'0" (2.36m x 4.88m)

Having an up-and-over door to front, internal


door accessing the entrance hall, power & lighting, wall mounted Worcester-Bosch gas boiler.

### Outside:

The front garden is planted with an abundance of cottage garden shrubs and flowers. The driveway to the front provides off road parking, path leading to front door and side access.

There are two outside taps, a double electric power point and garden spot lighting.

The rear garden is enclosed having many interesting cottage garden shrubs, flowers and small trees, patio areas, an enchanting hideaway seating area.



Consumer Notes: Dean Estate Agents Ltd have prepared the information within this website/brochure with care and co-operation from the seller. It is intended to be indicative rather than definitive, without a guarantee of accuracy. Before you act upon any information provided, we request that you satisfy yourself about the completeness, accuracy, reliability, suitability or availability with respect to the website or the information, products, services, or related graphics contained on the website for any purpose.

These details do not constitute any part of any Offer, Contract or Tenancy Agreement.

Photographs used for advertising purposes may not necessarily be the most recent photographs, although every effort is made to update photographs at the earliest opportunity. Any reliance you place on such information is therefore strictly at your own risk. All photographic images are under the ownership of Dean Estate Agents Ltd and therefore Dean Estate Agents retain the copyright. You must obtain permission from the owner of the images to reproduce them.

Energy Performance Certificates are supplied to us via a third party and we do not accept responsibility for the content within such reports.

PRC Certificates – Some ex-local authority properties have been repaired in recent years using the PRC Scheme wherein a certificate has been produced by a qualified property engineer. This certificate does not imply the suitability for a mortgage approval and you must satisfy yourself of the work carried out that may meet your lenders criteria.

As with leasehold property or new build development sites, you are likely to be responsible for a contribution to management charges and/or ground rent or a contribution to the development service charge. Please enquire at the time of viewing.

You may also incur fees for items such as leasehold packs and, in addition, you will also need to check the remaining length of any lease before you complete a mortgage application form. Please ask a member of our team for any help required before committing to purchase a property and incurring expense.

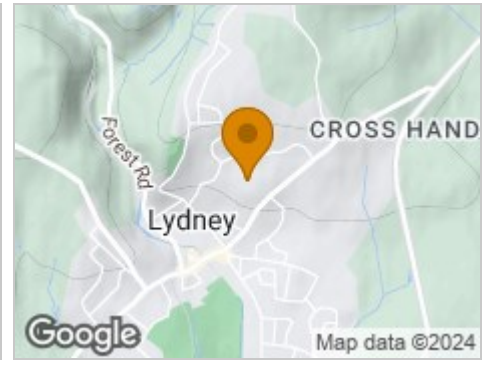
## Road Map



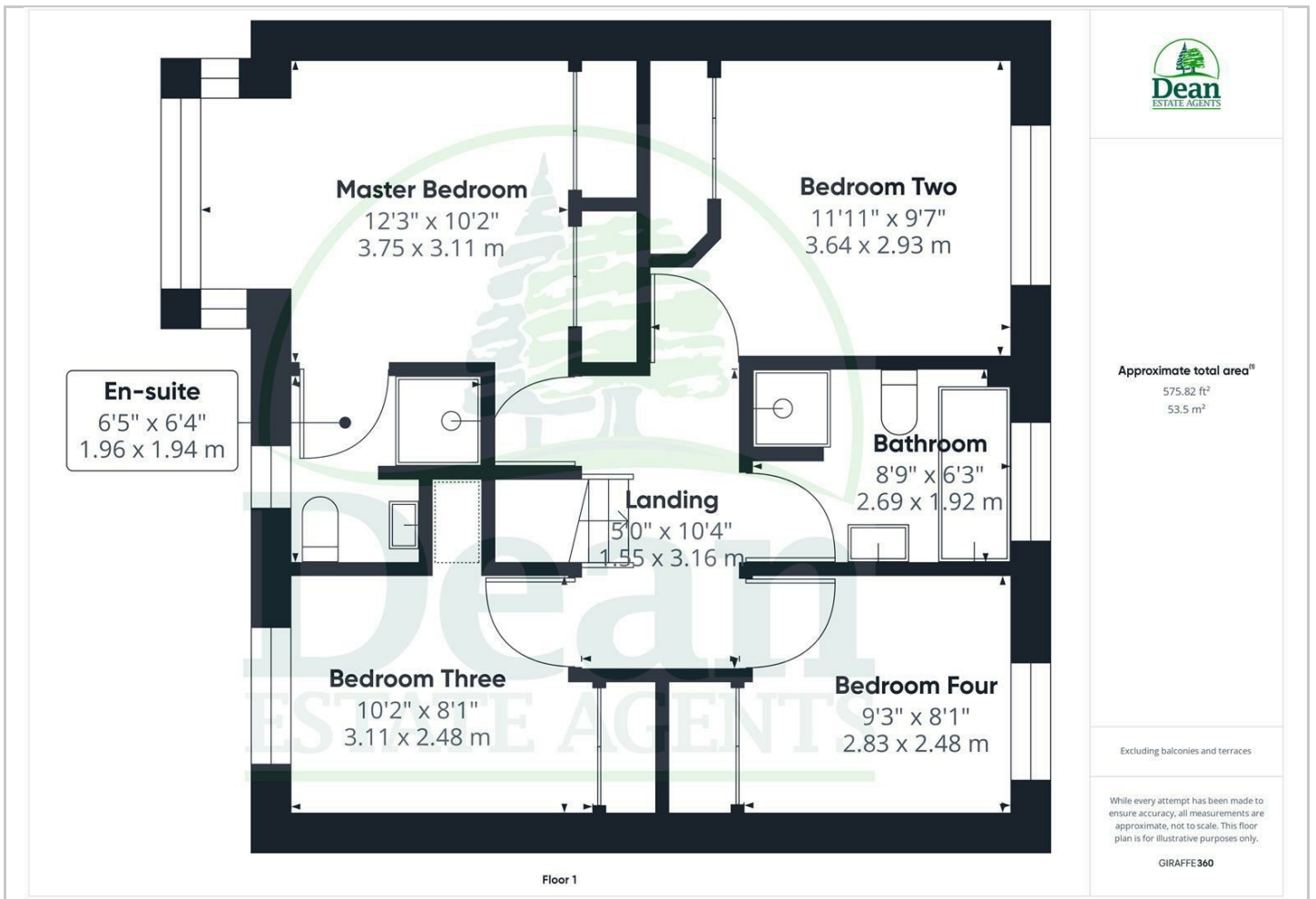
## Hybrid Map



## Terrain Map



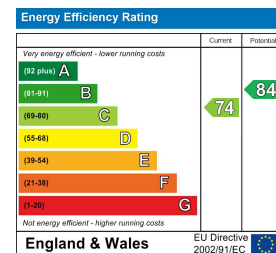
## Floor Plan



## Viewing

Please contact our Lydney Office on 01594 368202 if you wish to arrange a viewing appointment for this property or require further information.

## Energy Efficiency Graph



These particulars, whilst believed to be accurate are set out as a general outline only for guidance and do not constitute any part of an offer or contract. Intending purchasers should not rely on them as statements of representation of fact, but must satisfy themselves by inspection or otherwise as to their accuracy. No person in this firm's employment has the authority to make or give any representation or warranty in respect of the property.