



Claremont Albion Terrace

Saltburn-By-The-Sea, TS12 1LT

£735,000



Occupying a superior position with an elegant frontage, a magnificent 6-bedroom Victorian residence. Perfectly blending modern luxury with Victorian style, a fantastic family home.



Occupying a superior position with an elegant frontage, a magnificent Victorian residence set over three floors with cellar, six bedrooms and four bathrooms. Perfectly blending modern luxury with Victorian style, a fantastic family home complete with enclosed front & rear gardens.

Situated on Albion Terrace, the property overlooks woodland, and is a short walk from the vibrant Town Centre, beach, cliff-top and woodland walks. Positioned in a sizable plot at the end of an imposing row of terraced homes, 'Claremont' is accessed through a gated landscaped front garden, with stone steps leading you to an elegant entrance hall.

The ground floor comprises a light and airy entrance hall with solid wood flooring, living room with sash windows, luxury fitted kitchen & dining room, study, playroom, utility and W/C, boiler / store room, and access to two cellar rooms. To the first floor, is a generous landing, master bedroom with en-suite bathroom, complete with freestanding bath behind a classic bow window. Two further bedrooms and luxury family bathroom. The second floor of the house has three further bedrooms, one of which is ideally suited as a guest suite with en-suite complete with fireplace, and a further shared shower room accessed from the landing. To the rear of the house is a pleasant low-maintenance garden, with raised borders and ample space for parking if required, the area is currently fenced but gates could easily be added to provide off street parking for more than one vehicle.

Tenure: Freehold.

Council Tax Band: Band-G.

EPC Rating: E-Rating.

Entrance Hall 24'0" x 20'8", reducing to 8'11" (7.32m x 6.30m, reducing to 2.72m)

Sealed unit double glazed door & side panels to the front aspect. 3x Radiators. Solid wood floor. Staircase leading to the first floor. Stairs leading down to the cellar.

Living Room 19'6 x 14'10 (5.94m x 4.52m)

Large sash bay window to the front aspect. 2x Radiators. Ceiling cornice. Sash window to the side aspect.

Dining Room 18'1 x 16'2 (5.51m x 4.93m)

Large sash bay window to the front aspect. Wooden floor. Ceiling cornice. Radiator. Open access to the Kitchen.

Kitchen 14' x 12'11 (4.27m x 3.94m)

An attractive range of gloss wall, base & drawer units. Granite worktops with matching centre island, incorporating induction hob, stainless steel extractor hood & composite sink unit with mixer tap. 2x integrated electric ovens. Tiled floor. 2x recess glass shelving units with LED downlighting. Sash window to the rear aspect. Composite radiator.

Boot Room 13' x 8' (3.96m x 2.44m)

Tiled floor. Sash window to the side aspect. Wooden glazed door opens to the rear garden. Radiator.

Utility Room 7'11 x 7'4 (2.41m x 2.24m)

Stainless steel sink with single drainer & mixer tap. Plumbing for washing machine & space for dryer. Sash window to the side aspect. Tiled flooring continues from the Boot Room.

Study 10'10 x 5'9 (3.30m x 1.75m)

Sash window to the rear aspect. Radiator. Carpeted.

Ground-Floor W/C

Mosaic tiled flooring. Low-level W/C. Hand basin in vanity unit. Radiator. Sash window to the rear aspect.

Boiler / Store Room

Floor-mounted gas central heating boiler.

First Floor

Landing

Sash window to the side aspect. Spindle staircase continues to the second floor. Radiator. Carpeted.

Bedroom One 19'6 x 14'10 (5.94m x 4.52m)

Large sash bay window to the front aspect. Carpeted. 2x Radiators. Access to the En-Suite.

Bedroom One En-Suite

Large sash bow window to the front aspect with freestanding bath below. Walk-in double shower cubicle. Low-level W/C & hand-basin in the vanity unit. Chrome heated towel rail. Ceramic tiled floor & part-tiled walls.

Bedroom Two 16'3 x 14'2 (4.95m x 4.32m)

Sash bay window to the front aspect. Carpeted. 2x Radiators.

Bedroom Three 15' x 14'1 (4.57m x 4.29m)

2x sash windows to the rear aspect. 2x Radiators. Dressing area. Carpeted.

Family Bathroom

Freestanding bath. Walk-in double shower cubicle. Hand basin & low-level W/C in the vanity unit. Part-tiled walls. Wood-effect tiled floor. 2x Chrome heated towel radiators. Extractor fan. Sash window to the rear aspect.

Second Floor

Landing

Sash window to the side aspect. Carpeted. Radiator. Loft hatch.

Bedroom Four / Guest Suite 23'2 x 14'1 (7.06m x 4.29m)

UPVC double glazed window to the front aspect. Carpeted. Radiator. Access to En-Suite.

Bedroom Four / Guest Suite En-Suite

Walk-in double shower cubicle. Hand basin. Low-level W/C. Original cast-iron fireplace. Part-tiled walls. Chrome heated towel radiator. UPVC double glazed window to the front aspect. Mosaic tiled floor.

Bedroom Five 14'3 x 13'2 (4.34m x 4.01m)

UPVC double glazed window to the front aspect. Carpeted. 2x Radiators.

Bedroom Six 16'1 x 15'3 (4.90m x 4.65m)

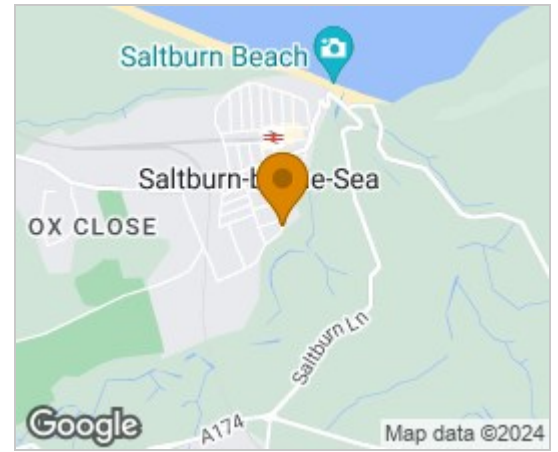
2x UPVC double glazed windows to the rear aspect. Carpeted. 2x Radiators.

Second Floor Shower Room

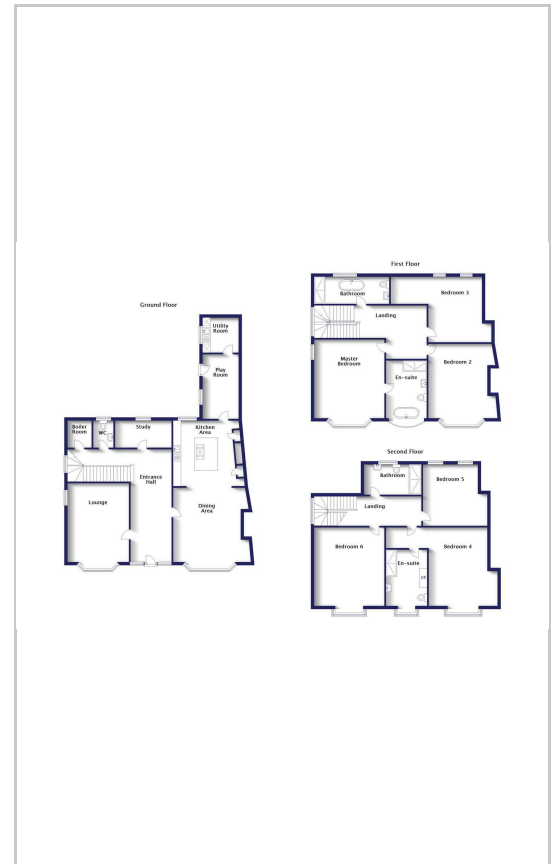
Walk-in double shower cubicle. Low-level W/C. Hand basin in the vanity unit. Part-tiled walls. UPVC double glazed window to the rear aspect. Tiled floor. Chrome heated towel radiator.

External

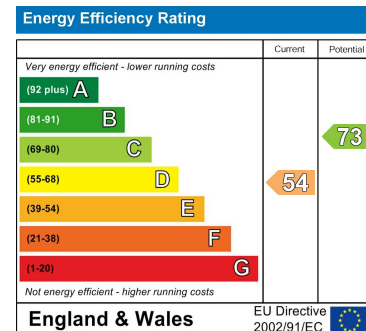
Area Map



Floor Plans



Energy Efficiency Graph



These particulars, whilst believed to be accurate are set out as a general outline only for guidance and do not constitute any part of an offer or contract. Intending purchasers should not rely on them as statements of representation of fact, but must satisfy themselves by inspection or otherwise as to their accuracy. No person in this firm's employment has the authority to make or give any representation or warranty in respect of the property.

Inglebys Estate Agents 4a Station Street, Saltburn by the Sea, North Yorkshire, TS12 1AE
Tel: 01287 623648 Email: enquiries@inglebysestateagents.com www.inglebysestateagents.com