



73 Winford Drive

Broxbourne, EN10 6PL

£499,995



Kirby Colletti are pleased to bring to market this Extended Three Double Bedroom Semi Detached House in need of some updating situated in this popular residential area close to all local amenities including Schools, Shops, Bus Services and Train Station.

The property offers good size living accommodation with 24ft Lounge, 14ft Dining Room and potential to extend to the rear subject to usual planning consents, other feature include Southerly aspect rear Garden, Off Street Parking and Garage.

- Three Double Bedrooms
- Kitchen
- uPVC Double Glazing
- 44ft Southerly Aspect Rear Garden
- 14'7 Dining Room
- Cloakroom
- Gas Central Heating
- 24'2 Lounge
- Bathroom
- Integral Garage



ACCOMMODATION

uPVC double glazed front door to:

ENTRANCE LOBBY

4'1 x 3'1 (1.24m x 0.94m)

Part glazed door to:

DINING ROOM

14'7 x 11'8 (4.45m x 3.56m)

Front aspect Bow window. Radiator. Three wall light points. Double doors to Lounge. Door to inner hallway:

LOUNGE

24'2 x 11'8 (7.37m x 3.56m)

Rear aspect uPVC double glazed sliding patio door to rear garden. TV point. Three wall light points. Double and single radiator. Door to:

KITCHEN

11 x 7'6 (3.35m x 2.29m)

Rear aspect uPVC double glazed window and door to rear garden. Range of wall and base mounted units. Rolled edge worksurfaces. Inset single drainer sink unit with mixer tap over. Built in electric four ring hob. Extractor hood over. Built in oven below. Plumbing for washing machine. Space for fridge freezer. Understairs larder cupboard. Recessed spotlights. Laminate flooring.

INNER HALLWAY

Stairs to first floor. Double radiator. Door to:

CLOAKROOM

7'6 x 4'6 (2.29m x 1.37m)

Side aspect uPVC double glazed window. White suite comprising low level W.C. Wash hand basin. Radiator.

LANDING

Side aspect uPVC double glazed window. Loft access.

BEDROOM ONE

12 x 9'2 (3.66m x 2.79m)

Rear aspect uPVC double glazed window. Radiator. Built in wardrobe cupboard.

BEDROOM TWO

11'1 x 10'4 (3.38m x 3.15m)

Rear aspect uPVC double glazed window. Radiator. Fitted wardrobes to one wall. Coved ceiling.

BEDROOM THREE

9'11 x 9'1 (3.02m x 2.77m)

Front aspect uPVC double glazed window. Radiator. Fitted wardrobe cupboard. Coved ceiling.

BATHROOM

10'4 x 6'9 (3.15m x 2.06m)

Front aspect uPVC double glazed window. Coloured suit comprising corner bath with mixer tap and shower attachment over. Low level W.C. Pedestal wash hand basin. Airing cupboard. Walls fully tiled. Tiled floor.

OUTSIDE

REAR GARDEN

44ft Southernly aspect. Paved patio area with remainder laid to lawn. Side pedestrian access. Water tap.

FRONT GARDEN

Driveway with remainder laid to lawn. Access to rear garden.

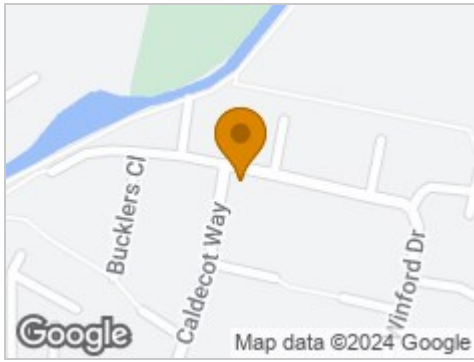
INTEGRAL GARAGE

16'6 x 7'10 (5.03m x 2.39m)

Up and over door.



Road Map



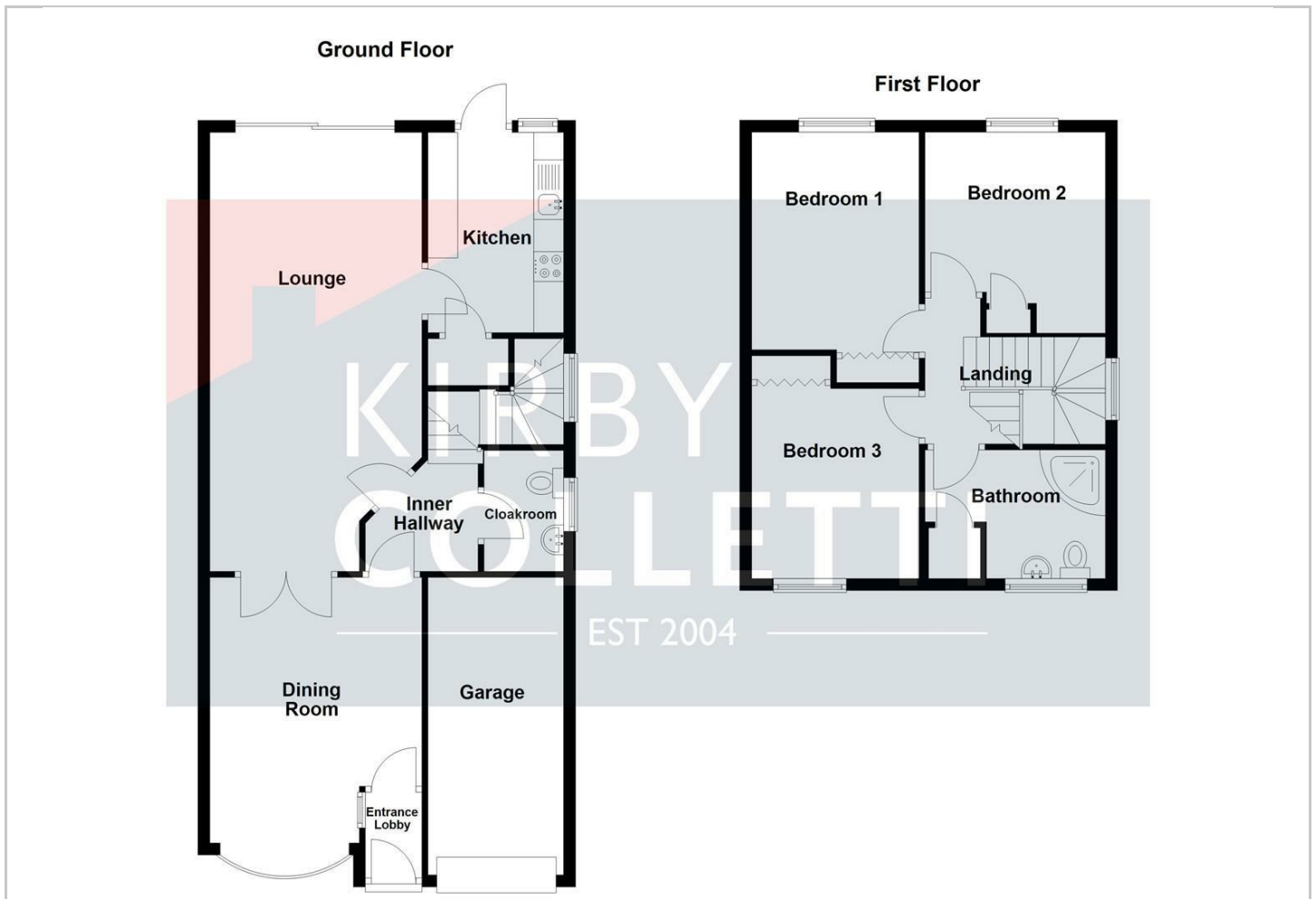
Hybrid Map



Terrain Map



Floor Plan

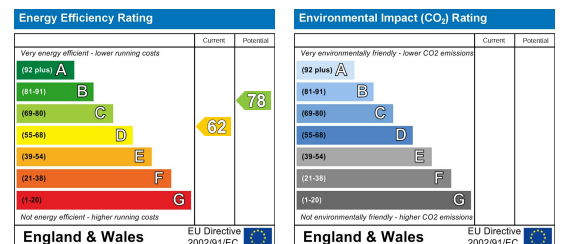


Viewing

Please contact our Kirby Colletti Office on 01992471888 if you wish to arrange a viewing appointment for this property or require further information.

These particulars, whilst believed to be accurate are set out as a general outline only for guidance and do not constitute any part of an offer or contract. Intending purchasers should not rely on them as statements of representation of fact, but must satisfy themselves by inspection or otherwise as to their accuracy. No person in this firm's employment has the authority to make or give any representation or warranty in respect of the property.

Energy Efficiency Graph



Kirby Colletti, 64 High Street, Hoddesdon, Hertfordshire EN11 8ET

T. 01992 471888 F. 01992 478555 E. homes@kirbycolletti.co.uk W. www.kirbycolletti.co.uk