



29 Roseworn Close

, Bath, BA2 1PB

£2,600 PCM



29 Rosewarn Close

, Bath, BA2 1PB

£2,600 PCM



Entrance Porch

Brown Door To front Aspect with Double Glazed window to Front and Side. Natural Tile Flooring. Door to Entrance Hall.

Entrance Hall

Red and Natural Stripe Carpet Flooring. Cream Walls with White Cladding Below Dado Rail. Radiator. Pendent Light Fitting. Open Space under Stairs. Doors to Cloakroom, Bedroom 1 and Lounge.

Cloakroom

Double Glazed Window to Front Aspect. White Low Level W.C and Pedestal Wash Hand Basin. White Tiled Walls with Grey Laminate Flooring. Radiator.

Lounge

Cream Coloured Walls with Laminate Flooring. Radiator. TV and Telephone Points. 2 x Brown Leather Sofas. 2 x red coffee tables. Wall-Mounted TV. 2 x Full Length Cupboards, 1 Housing Valliant Boiler. Spotlights on Plinth and Pendent Light Fitting. Double Glazed Patio Doors leading to Conservatory. Archway to Kitchen.

Kitchen

Double Glazed Window to Rear Aspect. Fitted Kitchen with Grey Fronted Wall and Base Units, and Black Marble Effect Work Surfaces. Ceramic 1 1/2 Bowl Sink/Drainer. Integrated Electric Oven and Hob with Cooker Hood Over. Washing Machine. Hotpoint Microwave. Red Toaster, White Kettle. Red Bin. Stainless Steel Shelving with Hooks. White Tiling to Work Surfaces, with Brown Tiled Flooring. Pendent Light Fitting.

Conservatory

Brown Wood Effect UPVC Structure. Double Glazed Windows to Rear and Side Aspect, with Door to Rear Garden. Sliding Blinds to all Windows. Natural Tile Flooring. Radiator. Dining Table and Chairs. Cabinet Freezer. Door to Utility Room.

Utility Room




Housing Fridge/Freezer and Single Freezer. 2 x Shelving Units. Strip Light. Hooks.

Rear Garden

West Facing Fully Enclosed Rear Garden. Side Gate and Rear Access Gate. Fully Paved. Buses. Shed. Outside Tap. Washing Line. Outside Light. Outside Table and Chairs.

Front Garden

Fully Enclosed by Low Wooden Fence, with Entrance Gate. Mainly Laid to Stone, with Bushes. Outside Light.



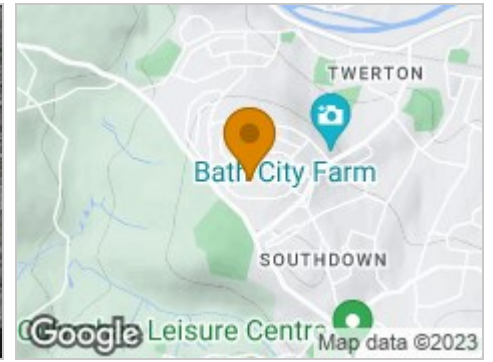
Road Map



Hybrid Map



Terrain Map



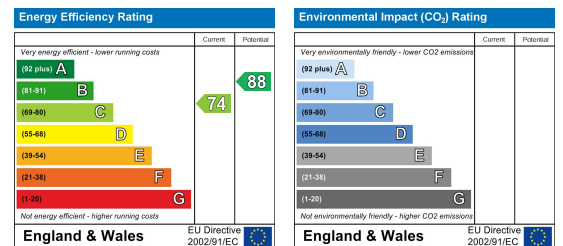
Floor Plan



Viewing

Please contact our Aquarius Homes Office on 01225 840007 if you wish to arrange a viewing appointment for this property or require further information.

Energy Efficiency Graph



These particulars, whilst believed to be accurate are set out as a general outline only for guidance and do not constitute any part of an offer or contract. Intending purchasers should not rely on them as statements of representation of fact, but must satisfy themselves by inspection or otherwise as to their accuracy. No person in this firm's employment has the authority to make or give any representation or warranty in respect of the property.